



Cultural Site Sheet

Cultural site name	MUSEO DELL'OPERA DEL DUOMO DI FIRENZE
Type of site	Museum
Address	Piazza del Duomo
City	Florence
Contacts	Phone: +39 055 2302885 Email: opera@duomo.firenze.it accessibilita@duomo.firenze.it
Website	https://duomo.firenze.it/it/scopri/museo-dell-opera-del-duomo
WCAG 2.1 compliant accessible website	YES

TESTED BY: [Handy Superabile Social Promotion Association](#) in summer 2024

Please note The following information refers to the date of verification shown at the bottom of each sheet. **The Association** is not responsible for any significant changes made by the property after the visit.

Summary

Cultural Site Sheet.....	1
Description.....	2
Arrival at the property.....	2
Private/public parking.....	2
Route from the car park to the entrance	2
Reception and reception	3
Itineraries	5
Services	15
Additional elements.....	15
Toilets for guests with reduced mobility	16
Medical practices/healthcare facilities.....	19

Project carried out with the contribution of the





Description

The museum has 6,000 square meters of surface area divided into 28 rooms and divided into three floors. At the Museo dell'Opera di Santa Maria del Fiore we find the largest concentration of Florentine monumental sculpture in the world: medieval and Renaissance statues and reliefs in marble, bronze and silver by the greatest artists of the time

General information

Opening and closing period	All year round
Times	8,30 – 19,00
Ticket cost	Full 15 euros and reduced 5 euros; free for the disabled and accompanying person
Online purchase	YES

Arrival at the property

Private/public parking

Presence of private parking	NO
Public parking nearby	NO pedestrian and limited traffic area
Eventual notes	It is suggested to park at the station, with several reserved parking spaces and reach the site on foot or in a wheelchair. For private parking contact https://www.fipark.com/disabili/

Route from the car park to the entrance

The property can be reached from the car park	flat by means of concrete plates and with an irregular surface
---	--






There are indicators and tactile maps	NO
There is an accessible entrance	YES main entrance
How to access the site	<input checked="" type="checkbox"/> by means of sidewalks with a connection that creates a small step 2 cm high and an entrance threshold 30 cm wide with a small step of 1 cm
Useful width of door/entrance gate	Above 90 cm
Type of door	Interior glass door
Type of handle	bar
Eventual notes	

Reception and reception

How to access	flat
Priority access for visitors with disabilities	YES
Orientation signs	<input checked="" type="checkbox"/> Signage with contrasting icons and colors to provide information on accessibility





	<ul style="list-style-type: none"> <input checked="" type="checkbox"/> Orientation signs according to the ISO23601 Safety Identification – Escape and Evacuation Plan Signs <input checked="" type="checkbox"/> directional signs placed at 140/170 cm with contrasting colors <input checked="" type="checkbox"/> Signs identifying rooms and paths placed at 140/170 cm with contrasting colors
Type of information material	<ul style="list-style-type: none"> <input checked="" type="checkbox"/> Braille guides in Italian and English <input checked="" type="checkbox"/> guides in large print <input type="checkbox"/> Facilitated Language Guides (AAC) <input checked="" type="checkbox"/> Audio guides <input checked="" type="checkbox"/> video guides in LIS or subtitles <input type="checkbox"/> tactile maps <input checked="" type="checkbox"/> QR code <input type="checkbox"/> imapp
	Museo Duomo is the interactive and free APP that accompanies the visitor inside the Museum with information on the Rooms; it allows you to read the QRcodes in the Museum to access multimedia content
A cloakroom accessible to visitors with motor disabilities is available	YES flat
Multilingual staff	YES
The staff followed a training course on welcoming people with different disabilities	YES
Presence of sign language interpreters	YES
Reception desk height	bench over 100 cm
The following aids are available for visitors with disabilities	<ul style="list-style-type: none"> <input checked="" type="checkbox"/> manual wheelchair <input type="checkbox"/> Crutches <input type="checkbox"/> Magnifier







	<input type="checkbox"/> Tablet with pre-installed app
Eventual notes	
Booking office	Wardrobe

Itineraries

Presence of maps	YES
Tactile indicators and tactile maps	NO
Presence of didactic panels	YES
Video guides	YES 20 video guides, with graphic reconstructions and images, audio, sounds and descriptions with subtitles and LIS (Italian Sign Language)
Touch models and touchable artworks/replicas	SI tactile path "TOUCHABLE", with an informative part that includes 7 steles made by master craftsmen and sculptors, with graphic and tactile images of the monuments, and another more experiential part with tactile panels and 8 replicas of the representative works of the museum, as well as a wooden model on a scale of 1:200

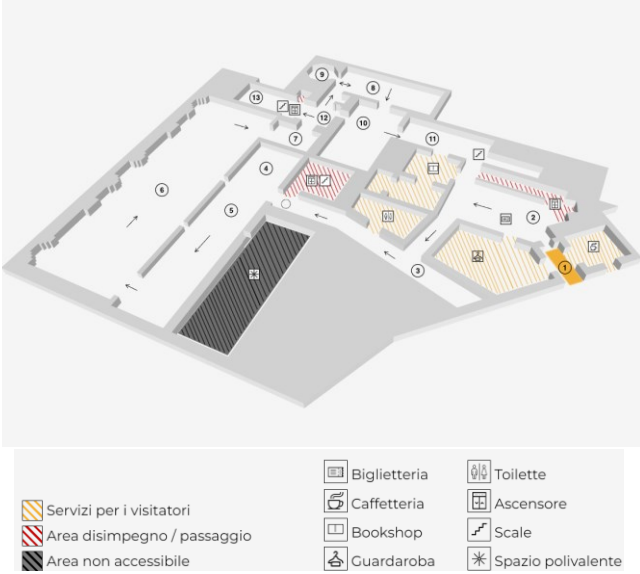





 <p>MADONNA WITH GLASS EYES MICHELANGELO'S PIETÀ</p>	 <p>TRUMPET PLAYERS CANTORIA</p> <p>FORNELLA GALLERY CAMPANILE</p>
<p>Multimedia workstations accessible from a seated position</p>	<p>YES</p>
<p>Routes dedicated to children</p>	<p>NO</p>
<p>Stopping points</p>	<p>YES</p>
<p>Route spread over several floors</p>	<p>YES from ground floor to 3rd floor</p>
<p>Usable width of door/entrance gate/hall corridor</p>	<p>Above 90 cm</p>
<p>Room Identification</p>	<p>Choose an item.</p>
<p>Bulletin board/information panels and captions</p>	<ul style="list-style-type: none"> <input checked="" type="checkbox"/> captions positioned 90/130 cm from the ground <input checked="" type="checkbox"/> Shadow-free fonts and serifs <input type="checkbox"/> easy-to-read text (AAC)









	<ul style="list-style-type: none"> ☒ Braille or relief panel positioned 60-100 cm from the ground ☒ Well-contrasted font, better black on a white/cream background ☒ Panels also written in English
<p>Eventual notes</p>	
<p style="text-align: center;">GROUND FLOOR</p>  <p>Legend:</p> <ul style="list-style-type: none"> <li style="width: 50%;">▨ Servizi per i visitatori <li style="width: 50%;">☒ Biglietteria <li style="width: 50%;">▨ Area disimpegno / passaggio <li style="width: 50%;">☒ Caffetteria <li style="width: 50%;">▨ Area non accessibile <li style="width: 50%;">☒ Bookshop <li style="width: 50%;">☒ Guardaroba <li style="width: 50%;">☒ Toilette <li style="width: 50%;">☒ Ascensore <li style="width: 50%;">☒ Scale <li style="width: 50%;">☒ Spazio polivalente 	<ul style="list-style-type: none"> 1 Historic entrance 2 Courtyard of Ticciati 3 Corridor of the work 4-5 Introductory room /Sculpture Gallery 6 Paradise Hall 7 Hall of Fragments 8 Magdalene Room 9 Chapel of the Relics 10 Michelangelo Grandstand 11 Historical Lapidarium 12-13 Atrium of the Teatro degli Intrepidi/New Staircase
	<p>At the beginning of the museum itinerary, on the ground floor, along the corridor, we find a 480 cm long ramp with a slope of 4%. On the right side entrance to the equipped toilets</p>





	
<p>SALONE DEL PARADISO</p>	<p>BRONZE DOOR SALA PARADISO</p>
	<p>In room 12/13, New Staircase, there is an elevator that leads to the upper floors with an automatic cabin door, width greater than 80 cm. Cabin dimensions: width and depth greater than 150 cm, call button, in Braille and embossing, 112 cm high, internal keypad in Braille and embossing, with higher button 125 cm from the ground, sound and light warning, equipped with a handle.</p>
	<p>Under the New Staircase we find a copy of Michelangelo's Pietà that blind visitors can touch (touchable path).</p> <p>From room 12/13 New Staircase continue the visit in room 8, Sala della Maddalena</p>





Room 8 is accessible from room 12, New Staircase, via a ramp, uphill, 330 cm long, > to 90 cm wide, with a slope of 9%
From room 8 you can access room 10 only via 3 steps downhill.
For those with reduced mobility, it can be accessed by returning to room 12, Scalone Nuovo, via the first ramp, downhill, seen above, 330 cm long, with a 10% slope, and from room 12 to room 10 via a second ramp 185 cm long and a 9% slope.



MICHELANGELO'S TRIBUNE

The room houses the "Pietà", begun in 1547 and abandoned at the end of 1555 when Michelangelo mutilated it.



From Room 10 Michelangelo's Tribune we finally move on to **room 11 of the historic Lapidarium**

Room 11 is accessible from room 10, via a ramp, downhill, 91 cm long, wide. greater than 90 cm, with a slope of 12/14%






	<p>From the historic Lapidarium room, continuing, you reach the emergency exit, which leads back to the Cortile dei Ticciati, which houses the ticket office, and, continuing, you reach the elevator that leads only to the 1st floor, room 26, Museum of the nineteenth century. The width of the car door is 90 cm. Width and depth of the car 180 cm x 300 cm, call button, in Braille and embossing, 112 cm high, internal keypad in Braille and embossing, with higher button 118 cm from the ground, sound and light warning,</p>
<p style="text-align: center;">1ST FLOOR</p>	<p>14 Bell Tower Gallery 15 Dome Gallery 16 Viewpoint of Paradise/Casentino Forests 22 Bandinellian Choir Hall 25 Treasure Room 26 Museum of the nineteenth century 28 Musical Chapel</p>





GALLERY OF THE BELL TOWER

For those who have taken the elevator, in the new staircase, room 12/13, you find yourself directly accessing room 13, from here you can access **room 14, Galleria del Campanile** or **room 24, room of the Bandinellian Choir** and **room 25, room of the Treasury**, the latter two rooms can also be reached from **room 23, Sala delle Cantorie**.



DOME GALLERY

At the end of the Bell Tower Gallery on the left you enter room **15, Dome Gallery**



SALONE DEL PARADISO

From the Dome Gallery you reach room **16, an evocative observatory from the top of room 6, Salone del Paradiso**





HALL OF THE CHOIRS

Return to the Dome gallery and continue the visit in communicating rooms 22 and 23, Sala delle Cantorie, accessible on the floor



TREASURE ROOM

From the Sala delle Cantorie you enter room 24, Sala del Coro Bandinelliano and in succession to room 25, Sala del Tesoro where the sacred furnishings and liturgical furnishings from the Treasure of San Giovanni and the Treasury of the Cathedral (from the thirteenth to the seventeenth century) are kept.

The Silver Altar, inside the hall, is accessible only via a staircase with 6 steps, 17 cm high, and equipped with handrails on both sides

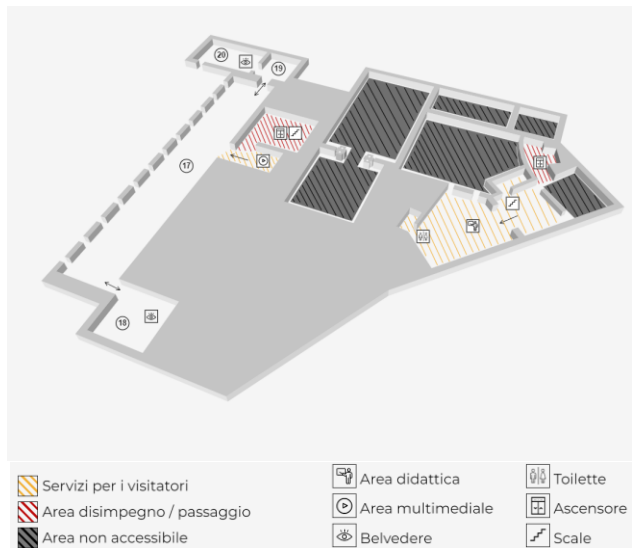


Room 22 leads to room 26, **Museum of the Nineteenth Century**, through a wide passage and ramp, downhill, with wooden parquet flooring, 860 cm long, width greater than 90 cm and slope of 9%. At the end of the corridor we find the toilets equipped for the motor disabled and equipped with a changing table.





2ND FLOOR



- 17 Template Gallery
- 18 Dome Viewpoint
- 19 Medici Theatre
- 20 Hall of Vestments



BELVEDERE DELLA CUPOLA

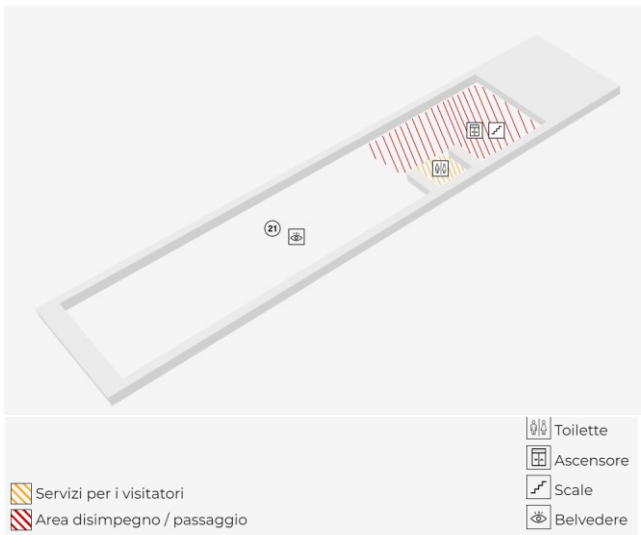
Exiting the elevator that comes from the lower floor, adjacent to room 13 on the ground floor and first floor, you enter room **17, Model Gallery**

On the left at the end of the Gallery of Models, we reach **room 18, the Belvedere of the Dome** a skylight that offers a view of Brunelleschi's Dome. On the opposite side of the Gallery of Models we find **room 19, Sala del Teatrino Mediceo** and the **communicating room 20, Sala dei Paramenti**





3rd floor



21 Bruelleschian terrace





With the same elevator that took us to room 13 on the ground floor and the first floor, we reach the third floor, where we find the equipped toilets and the panoramic terrace, accessible on the floor through a glass door with a bar handle, useful width of more than 90 cm, opens on both sides, and high opening effort. Just before reaching the glass access door to the panoramic terrace, on the left there are the toilets equipped for the motor disabled





Services

Additional elements

Guided tours for groups	Choose an item.
Guided tours for individuals	NO
Activities for children and families	NO
Guided tours with trained staff	<input checked="" type="checkbox"/> in sign language <input type="checkbox"/> for visitors with reduced mobility <input type="checkbox"/> in Facilitated Language (AAC)
Accessible bookshop	<input checked="" type="checkbox"/> on the floor in the room that houses the ticket office, to the left of the emergency exit gate <input type="checkbox"/> via ramp Choose an item.
Eventual notes	
	





Toilets for guests with reduced mobility

Number of accessible toilets for guests with reduced mobility	4 one for each floor
Location	ground floor near the entrance
How to access the premises	<input checked="" type="checkbox"/> in separate plane for men and women and mirrored <input type="checkbox"/> via ramp Choose an item. <input type="checkbox"/> by elevator Choose an item. <input type="checkbox"/> via stairlift
Usable width of the entrance door	88 cm
Toilet height	46 cm
Toilet seat with open front tooth	YES
Support handles	on both sides
Flexible shower on the side of the toilet	NO
Free space on the sides of the toilet	On one side Above 90 cm frontal Above 90 cm
Electric doorbell/telephone	YES
Washbasin with space underneath for wheelchair approach	Above 70 cm
Height from the ground lower edge mirror	not sufficient for use by a person in a wheelchair
Baby changing table	Not detected
Eventual notes	





Location	First floor near the museum of the 800
How to access the premises	<input checked="" type="checkbox"/> flat <input type="checkbox"/> via ramp Choose an item. <input type="checkbox"/> by elevator Choose an item. <input type="checkbox"/> via stairlift
Usable width of the entrance door	90 cm
Toilet height	49 cm
Toilet seat with open front tooth	YES
Support handles	on both sides
Flexible shower on the side of the toilet	NO
Free space on the sides of the toilet	On the side right hand over 90 cm frontal Above 90 cm
Electric doorbell/telephone	YES
Washbasin with space underneath for wheelchair approach	73 cm
Height from the ground lower edge mirror	sufficient for use by a person in a wheelchair
Baby changing table	YES
Eventual notes	





Location	Third floor
How to access the premises	<input checked="" type="checkbox"/> flat <input type="checkbox"/> via ramp Choose an item. <input type="checkbox"/> by elevator Choose an item. <input type="checkbox"/> via stairlift
Usable width of the entrance door	Double door of 77 cm
Toilet height	46 cm
Toilet seat with open front tooth	YES
Support handles	on both sides
Flexible shower on the side of the toilet	NO
Free space on the sides of the toilet	on the side right 3 0 cm on the left side 81 cm frontal superior 7 0 cm
Electric doorbell/telephone	NO
Washbasin with space underneath for wheelchair approach	70 cm
Height from the ground lower edge mirror	not sufficient for use by a person in a wheelchair
Baby changing table	NO
Eventual notes	





Medical practices/healthcare facilities

<p>Hospitals near the property</p>	<p>SANTA MARIA NUOVA HOSPITAL – FLORENCE piazza Santa Maria Nuova 1 Florence Florence. direzionesanitaria.smn@uslcentro.toscana.it Switchboard: 055 69381.</p>
<p>Other healthcare facilities</p>	<p>CAREGGI Hospital Largo Giovanni Alessandro Brambilla, 3, 50134 Florence FI Phone: +39 055 794111</p> <p>SAN GIOVANNI DI DIO HOSPITAL - TORREGALLI - FLORENCE Nephrology and dialysis Dr Alberto Rosati tel 055 6932238 alberto.rosati@uslcentro.toscana.it</p> <p>SANTA MARIA NUOVA HOSPITAL - FLORENCE SOS Nephrology and dialysis Dr. Raffaella Siervo tel 055 6938610 nefrologiasmn@uslcentro.toscana.it</p>



Project promoted by



Regione Toscana

TESTED BY: [Handy Superabile Social Promotion Association](#) in 2024

Project carried out with the contribution of the



**Presidenza del
Consiglio dei Ministri**
Ministro per la disabilità